

Bookmarks

xxx♥




Things you will need:

A4 Paper/Card, printer, scissors

How to make:

- Print onto a piece of A4 paper or card, if possible
- With the help of an adult, carefully cut around the design and mark your place in your book.



Boofle™
xxx♥

www.boofle.co.uk

Bookmarks

xxx♥





Things you will need:

A4 Paper/Card, printer, scissors/scalp

How to make:

- Print onto a piece of A4 paper or card
- With the help of an adult, carefully cut out the bookmark, with a scalpel cut on the yellow line around the character
- Crease across the dotted blue line to make a fold.



Sit over the top of your page and let boofle mark where you are.

Boofle™
xxx♥

www.boofle.co.uk